



ERO•SCAN®

Screeener

with 4 frequency DPOAE testing Protocols

Diagnostic

with 4, 6 and 12 frequency DPOAE testing Protocols

*TEOAE upgrade

OAE Test System

ERO•SCAN - OAE Test System



Otoacoustic Emissions (OAEs)

Otoacoustic emissions are sounds that are produced by the cochlea (outer hair cells) and can be measured in the ear canal. When sound passing through the ear canal reaches the cochlea, the vibration stimulates thousands of tiny hair cells. This creates a byproduct that can be detected and measured: otoacoustic emissions.

OAEs only occur in a normal cochlea with normal hearing sensitivity. If there is damage to the outer hair cells, which produces hearing loss, then OAEs will not be present. In general, OAEs will be present if hearing is at 30 dB or better.

PASS test results mean OAEs were detected. If there is damage to the outer hair cells producing a mild hearing loss, OAEs may not be present. The test result is REFER and the patient may be at risk for possible communication difficulties and can benefit from further diagnostic assessment.

This procedure is beneficial in assessing children through a hearing screening program or that cannot be tested by conventional means. For example, pure tone audiometry requires a response from the child which may be an unrealistic expectation and time-consuming.

Physicians

Otoacoustic emissions testing is an ideal tool for hearing screening because it can quickly identify a possible hearing loss and signal referral for more comprehensive testing.

Pediatricians

Hearing loss is not always identified by newborn screening. Pediatricians are the first professionals the parents approach with concerns about their child's hearing. Since hospital-based and private practice pediatricians screen infants and young children for hearing loss and middle ear disorders, incorporating OAEs into this routine testing can be greatly beneficial.

Head Start and School Screening

The MAICO ERO•SCAN is an effective tool for Head Start and school programs as a means to document hearing testing as well as screen large numbers of children very quickly. Since there is no need for a behavioral response from the patient, it is easy to test ESL and special needs children.



Ideal for:

- Audiologists
- Physicians
- Pediatricians
- Birth-to-3 Programs
- School and Headstart Programs
- Nurseries

Database Software

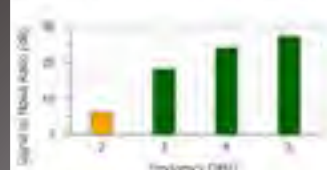

The ERO•SCAN Database Software is a data management tool that compliments the MAICO ERO•SCAN. It provides the ability to transfer patient OAE test data from the device to a PC for the purposes of viewing, archiving, managing and printing OAE reports. Using the database also gives you the means to create letter sized, detailed reports that can be easily filed or faxed. You can also create a "paperless" office by saving the test results as a PDF for electronic filing or email.



Maico Diagnostics
7625 Golden Triangle Drive
Eden Prairie, MN 55344
952.941.4201



Patient Name: **Smith John** **Patient ID:** 578264
Date of Birth: 1/12/2014
Sex: Male

DPOAE Test Report
Right Ear: PASS
 Test Date: 2/26/2014 1:50:24 PM Protocol: DP 4s Avg Time: 4
 Instrument: V100.05 ME0000115 MEDemo04 Frequencies: 4, minimum for a pass: 3





| F2 | L1 | L2 | DP | NI | SNR |
|-----|----|----|-----|-----|-----|
| 2.0 | 65 | 51 | -11 | -17 | 8 |
| 3.0 | 65 | 52 | -2 | -20 | 18 |
| 4.0 | 67 | 56 | 4 | -20 | 24 |
| 5.0 | 68 | 55 | 7 | -20 | 27 |

DPOAE Test Report
Left Ear: PASS
 Test Date: 2/26/2014 1:51:17 PM Protocol: DP 4s Avg Time: 4
 Instrument: V100.05 ME0000115 MEDemo04 Frequencies: 4, minimum for a pass: 3

| F2 | L1 | L2 | DP | NI | SNR |
|-----|----|----|-----|-----|-----|
| 2.0 | 65 | 52 | -14 | -17 | 3 |
| 3.0 | 62 | 51 | -2 | -20 | 18 |
| 4.0 | 61 | 51 | -1 | -20 | 19 |
| 5.0 | 63 | 53 | 1 | -20 | 21 |

Page 1 of 1 

Utilizing OAEs

- Follow-up infants from nursery screening and well-baby checks
- Monitor cochlear function in those who are taking medication that is potentially ototoxic
- Identify educationally significant hearing loss
- Detect late-onset hearing loss
- Differentiate possible cochlear versus retrocochlear pathology
- Identify suspected malingering or non-pathological hearing loss
- Identify autoimmune or sudden hearing loss
- Provide objective cochlear screening in both non-cooperative patients and cooperative patients where behavioral testing cannot be performed
- Detect early signs of noise exposure in those who are exposed to high noise levels

Ero•Scan Benefits

Results are displayed as Pass or Refer

No need for interpretation. The equipment is automated and will provide easy to read and easy to interpret results. Training is quick and extremely intuitive!

Test is completely objective

No response from the patient is necessary.

Easily test uncooperative or non-English speaking patients.

Accurate results

The patented ERO•SCAN noise algorithm allows for reliable testing in up to 70 dB of background noise, which means fewer false refer results.

Test both ears in less than a minute

Testing takes less than 30 seconds per ear.

Memory

The ERO•SCAN contains memory to store 250 tests.

Portability

The ERO•SCAN hand-held unit is rechargeable with a minimum of 1000 tests between charges and allows you to move from room to room. The remote probe makes it easy to maneuver around the head of your patient to attain a tight ear seal.

Managing data

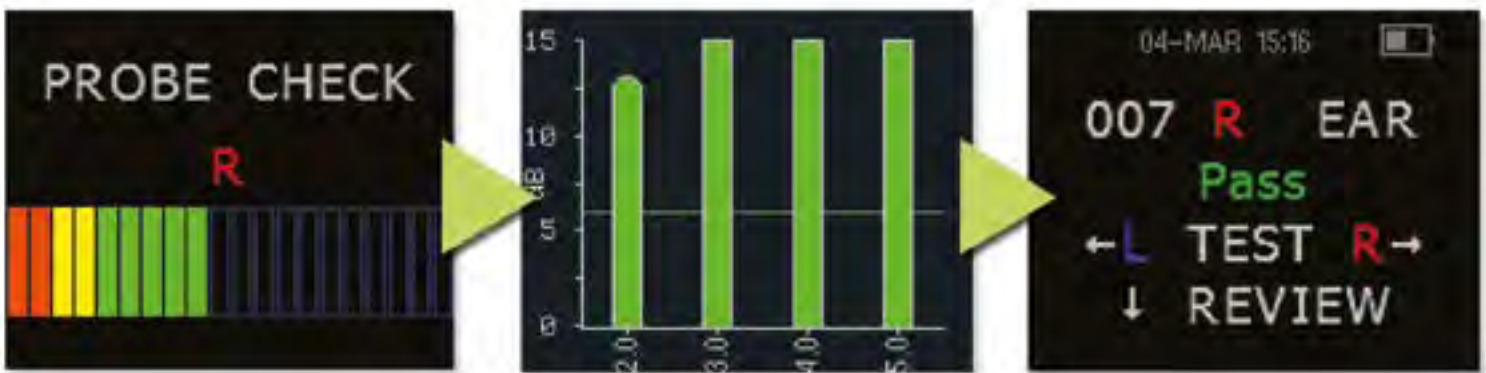
Printing reports and tracking data is easy with the database software.

State reporting

The database integrates data into HiTrack or OZ.



Screening and Diagnostic Testing



Screening

ERO•SCAN Screener test system provides a rapid measurement and documentation of Distortion Product Otoacoustic Emissions (DPOAEs) or Transient Evoked Otoacoustic Emissions (TEOAEs) at several frequencies. This device is an ideal screening tool for professionals involved in a hearing screening program or needing a quick assessment of the cochlear system due to the "Pass" or "Refer" outcomes provided. This device is used for all age groups but an ideal solution for pre-school and kindergarten children and even newborn infants.

- Qualified protocols built into the device
- 4 DPOAE test frequencies reported
- Integration to state tracking systems, HiTrack or Oz.

Diagnostic

ERO•SCAN Diagnostic test system is an effective testing tool for otologists, audiologists and otolaryngologists that provides objective information about hearing and middle ear status with only one test. Identify outer hair cell function in the cochlea, assess middle ear function and differentiate between organic and non-organic functional hearing loss. OAEs are also beneficial in assessing patients who cannot be tested by conventional methods.

- 1.5 to 12 kHz Frequency range with up to 12 test frequencies reported
- Customizable test protocols
- TEOAE available as an upgradeable option.

Applicable CPT Code

92558, 92587, & 92588



Parts & Accessories



Printer



Thermal Printer Paper



EroScan Charger



Eartip Kit



Micro USB Cable



Probe



Probe Tubes



Carry Case

| Key Features | ERO•SCAN® Screener | ERO•SCAN® Diagnostic | TE (Upgrade) |
|---|--------------------|----------------------|---|
| DPOAE | YES | YES | YES |
| Diagnostic (CPT) | 92558 | 92558, 92587, 92588 | See DPOAE |
| Portable | YES | YES | YES |
| External Probe | YES | YES | YES |
| Maximum Number of Test Frequencies or Bands Reported | 4 DP | 12 DP | 6 TE |
| Frequency Range (kHz) | 2-5 DP | 1.5-12 DP | Screener: 1.5-4 TE Diagnostic: .7-4 TE |
| High Frequencies DPs to 12 kHz | NO | YES | NA |
| Default Pass/Refer | YES | YES | YES |
| Auto Start | YES | YES | YES |
| Number of Test Protocols | 2 DP | 5 DP | Screener: 2 TE Diagnostic: 3 TE |
| Battery Operated (rechargeable) | YES | YES | YES |
| Number of tests per charge (minimum) | 1000 | 1000 | 1000 |
| Memory (# test)/Maximum | 250 | 250 | 250 |
| Tests All Ages | YES | YES | YES |
| Tests Patients with PE Tubes | YES | YES | YES |
| Customizable Parameters | | | |
| • Customizable Test Protocols | NO | YES | Screener: NO Diagnostic: YES |
| • Customizable Pass Criteria | NO | YES | Screener: NO Diagnostic: YES |
| • Frequency Range | NO | YES | Screener: NO Diagnostic: YES |
| • Averaging Time | NO | YES | Screener: NO Diagnostic: YES |
| • # Freq. to Pass | NO | YES | Screener: NO Diagnostic: YES |
| Database Software Included | | | |
| | YES | YES | YES |
| • Load patient names to device | YES | YES | YES |
| • Print Full Page (Color) | YES | YES | YES |
| • Field for Interpretation | YES | YES | YES |
| • OZ Compatible | YES | YES | YES |
| • HiTrack Compatible | YES | YES | YES |
| Prints Numeric Data | YES | YES | YES |
| Prints Graphic Data | YES | YES | YES |
| Date/Time on Print-Out | YES | YES | YES |
| Carrying Case (Included) | YES | YES | NA |
| Thermal Printer | Optional | Optional | NA |
| All test protocols changes can be made through OAE unit alone (Additional software and computer NOT required to change protocols) | Not Customizable | YES | Screener: NO Diagnostic: YES |



MAICO Diagnostics

10393 West 70th Street
Eden Prairie, MN 55344

Tel.: 888.941.4201
Fax: 952.903.4100

e-mail: info@maico-diagnostics.com
Web: www.maico-diagnostics.com